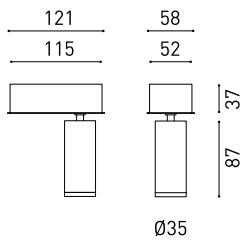




Dimensions



Accessories



ANTI-GLARE HONEYCOMB LOUVER

PRODUCT

Name	FIT 35 SURFACE SPOT DIM PH.CUT 2700K G
Reference	A3453510G
Color	Gold
Base Finishing	Textured black
RAL	Paint of metallic nanoparticles
Category	SURFACE

LIGHT SOURCE

Type	LED
Gross luminous flux	620 lm
Colour temperature	2700 K
Chromatic stability	MacAdam Step 2
Colour Rendering Index	CRI>90
Power	5,5 W
Current	500 mA
Efficacy	107 lm/W
LED lifespan	L90B10 >108.000h
Energy efficiency class	F

LIGHTING FIXTURE | PHOTOMETRIC DATA

Lighting efficiency	85%
Light beam angle	20°

LIGHTING FIXTURE | ELECTRICAL DATA

Driver	Included
Power values of the system	7,59 W
Frequency	50/60 Hz
Dimming	Phase Cut - Other DIM, please consult
Electrical insulation class	□

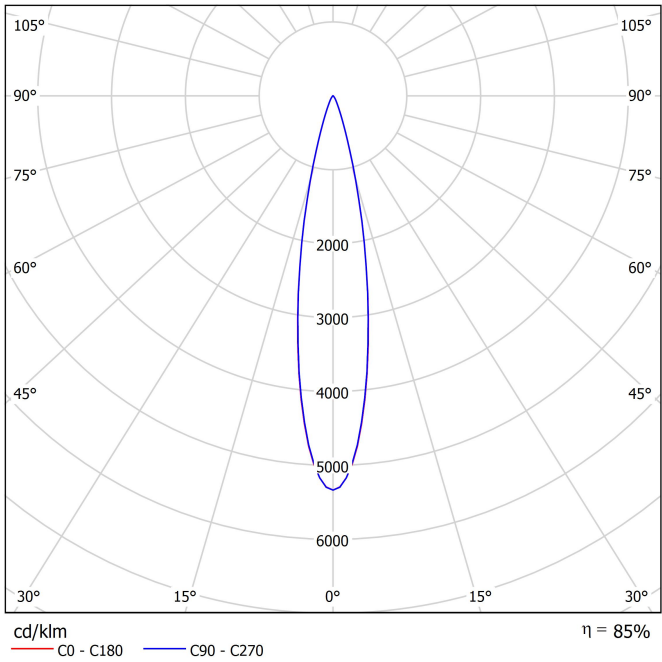
OTHER DATA

Sealing	IP20
Swivel angle	90°
Rotation angle	355°
Weight	470 g
Packaged weight	555 g
Packaging dimensions	168 x 160 x 68 mm
Units per package	1
Materials	Aluminium / Polycarbonate

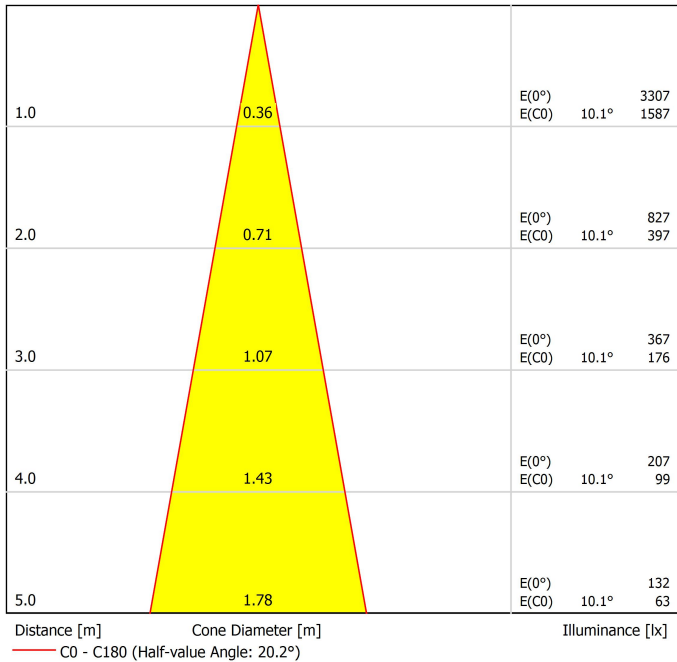


Fit 35 Surface is a multipurpose surface projector with rational geometry. Its range of movement enables illuminating spaces while maintaining a contemporary and minimalist aesthetic.

Polar diagram

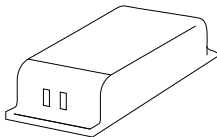


Conical diagram



UGR

Glare Evaluation According to UGR												
		70	70	50	50	30	70	70	50	50	30	30
p Ceiling		50	30	50	30	30	50	30	50	30	30	30
p Walls		50	30	50	30	30	50	30	50	30	30	30
p Floor		20	20	20	20	20	20	20	20	20	20	20
Room Size X Y		Viewing direction at right angles to lamp axis					Viewing direction parallel to lamp axis					
2H	2H	7.1	7.8	7.4	8.0	8.2	8.4	9.1	8.7	9.3	9.5	
	3H	9.0	9.6	9.3	9.8	10.1	9.3	9.9	9.6	10.1	10.4	
	4H	10.8	11.3	11.1	11.6	11.8	11.0	11.6	11.3	11.8	12.1	
	6H	11.7	12.2	12.0	12.5	12.8	11.5	12.1	11.9	12.3	12.6	
	8H	11.8	12.3	12.1	12.6	12.9	11.6	12.1	12.0	12.4	12.7	
4H	12H	11.9	12.3	12.2	12.6	13.0	12.8	13.3	13.2	13.6	13.9	
	2H	7.9	8.5	8.2	8.7	9.0	8.9	9.5	9.2	9.7	10.0	
	3H	9.6	10.1	9.9	10.4	10.7	9.8	10.3	10.1	10.6	10.9	
	4H	11.6	12.0	12.0	12.3	12.7	11.7	12.1	12.0	12.4	12.7	
	6H	12.7	13.1	13.1	13.4	13.8	12.4	12.7	12.8	13.1	13.5	
8H	8H	12.9	13.2	13.3	13.5	13.9	12.5	12.8	13.0	13.2	13.6	
	12H	13.0	13.3	13.5	13.7	14.1	14.1	14.3	14.5	14.7	15.1	
	4H	12.1	12.4	12.5	12.8	13.2	12.2	12.5	12.6	12.8	13.2	
	6H	13.2	13.4	13.6	13.8	14.3	12.9	13.1	13.3	13.5	14.0	
	8H	13.4	13.6	13.8	14.0	14.5	13.2	13.3	13.6	13.8	14.2	
12H	12H	13.7	13.9	14.2	14.3	14.8	15.1	15.2	15.6	15.7	16.2	
	4H	12.1	12.4	12.6	12.8	13.2	12.2	12.4	12.6	12.8	13.2	
	6H	13.2	13.4	13.7	13.8	14.3	12.9	13.1	13.4	13.5	14.0	
	8H	13.5	13.6	14.0	14.1	14.6	13.3	13.5	13.8	13.9	14.4	
Variation of the observer position for the luminare distances S												
S = 1.0H		+1.7 / -0.8					+1.4 / -0.7					
S = 1.5H		+3.4 / -1.4					+2.9 / -1.1					
S = 2.0H		+5.1 / -2.0					+4.5 / -2.4					
Standard table		BK03					BK04					
Correction Summand		-2.3					-1.5					
Corrected Glare Indices referring to 590lm Total Luminous Flux												



DRIVER

0000-94-44	DRIVER PHASE CUT 7W 500mA
------------	---------------------------

PHASE CUT DIMMERS TESTED FOR COMPATIBILITY:

Brand / Manufacturer	Model number	Dimming Type
Busch-Jaeger	6523 U-102	Trailing edge
Busch-Jaeger	6523 UR-103	Trailing edge
Niko	310-0190X	Trailing edge
Jung	LB-Management	Trailing edge
HZC Electric	AU-P3	Trailing edge
Philips	SED-200A	Trailing edge
Merten/Schneider	SBD315RC	Trailing edge
Etman	ETM327	Trailing edge
Etman	ETM329	Trailing edge
Etman (EGANT)	U321V2	Trailing edge
Casambi	CBU-TED	Trailing edge

THE PARTICULAR CONDITIONS OF EACH INSTALLATION AND THE SPECIFICATIONS AND CONDITIONS OF USE OF EACH REGULATOR, MAY DIFFER FROM THOSE CONSIDERED IN THE COMPATIBILITY TESTING, AND AFFECT ITS PERFORMANCE IN SAID INSTALLATION.



PRODUCT	
Model	Anti-glare Honeycomb Louver
Reference	A3450000
Category	Accessories
NOT SOLD SEPARATELY.	



Anti-glare Honeycomb Louver

Accessory featuring a honeycomb structure designed to control the light beam, reduce glare, and prevent direct exposure to the light source.



Fuente de luz (LED) reemplazable por un profesional autorizado

Replaceable (LED only) light source by an authorized professional.

Source lumineuse (LED) remplaçable par un professionnel agréé

Sorgente luminosa (LED) sostituibile da parte di un professionista autorizzato

Austauschbare (LED) Lichtquelle durch einen autorisierten Fachmann



Equipo de control reemplazable por un profesional autorizado

Replaceable control gear by an authorized professional

Dispositif de commande remplaçable par un professionnel agréé

Alimentatore sostituibile da parte di un professionista autorizzato

Auswechselbares Betriebsgerät durch autorisierten Fachmann

Instrucciones para el final de vida y la eliminación de los componentes:

Instructions on end-of-life and component disposal:

Instructions pour la gestion des composants en fin de vie et leur mise au rebut :

Istruzioni per il fine vita e lo smaltimento dei componenti:

Anweisungen zur entsorgung der Leuchtenkomponenten:



Interrumpir la alimentación del aparato
Cut the power supply to the luminaire
Couper l'alimentation du luminaire
Interrompere l'alimentazione dell'apparecchio
Stromversorgung der Leuchte unterbrechen



Quitar la(s) fuente(s) de luz para el desecho
Remove light source(s) for disposal
Retirer la (les) source(s) lumineuse(s) pour l'élimination
Rimuovere la/le sorgente/e di luce per lo smaltimento
Lichtquelle(n) zur Entsorgung entfernen



Quitar la batería para el desecho
Remove the battery for decommissioning
Retirer la batterie pour sa mise au rebut
Rimuovere la batteria per la dismissione
Die Batterie ordnungsgemäß entsorgen



Quitar el equipo de control para el desecho
Remove control gear for disposal
Retirer le dispositif de commande pour l'élimination
Rimuovere l'alimentatore per lo smaltimento
Betriebsgerät zur Entsorgung ausbauen

Enviar los materiales a un centro de recogida RAEE
Send the materials to a WEEE collection centre
Envoyer les matériaux dans une déchetterie DEEE
Inviare i materiali ad un centro di raccolta RAEE
Die Materialien in einem WEEE-Zentrum entsorgen

